

# Student Instructions for Video CLI Class

(1)

You will receive an email with a link to your Zoom Meeting. The text of the email will contain information something like this:

<https://zoom.us/j/5903082738>

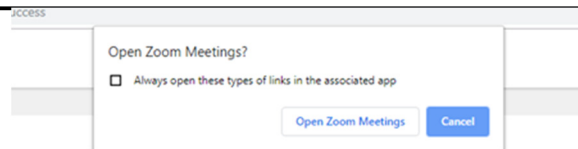
One tap mobile  
+19294362866,,5903082738# US (New York)  
+16699006833,,5903082738# US (San Jose)

Dial by your location  
+1 929 436 2866 US (New York)  
+1 669 900 6833 US (San Jose)  
Meeting ID: 590 308 2738

Begin by clicking on the link under "Join Zoom Meeting".

(2)

Click on "Open Zoom Meetings".

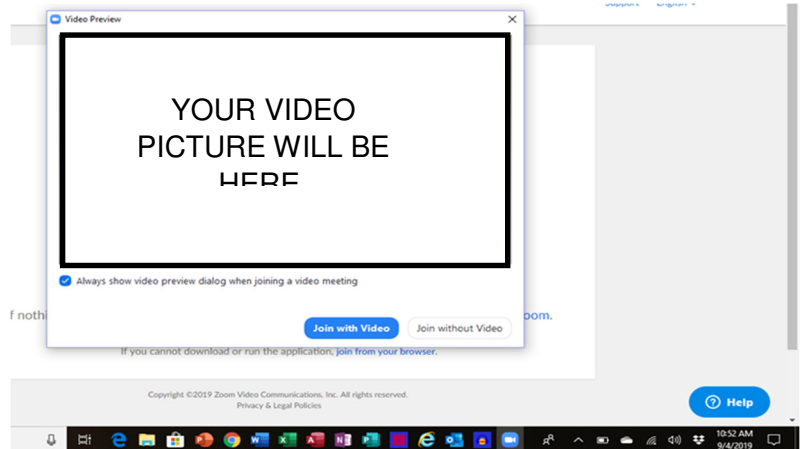


Launching...



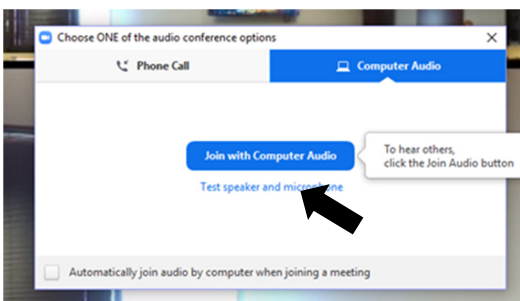
(3)

Click on the "Join with Video" button at the bottom of the dialog box.



(4)

Click on "Join with Computer Audio"



(5)

To leave the meeting, bring up menu bar at bottom of screen and click on "Leave Meeting".